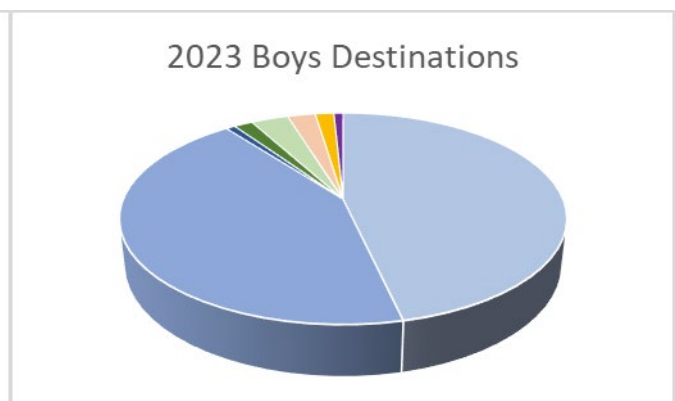
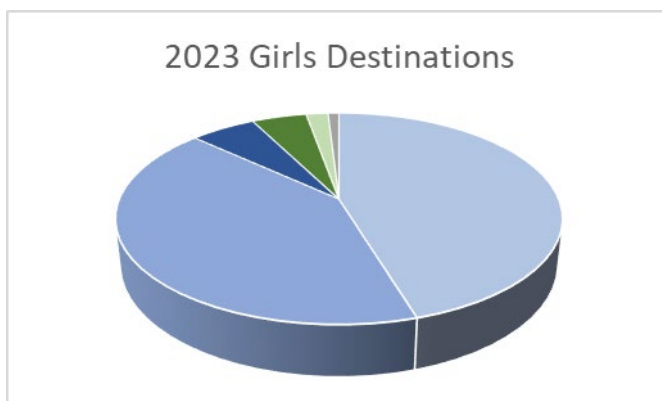
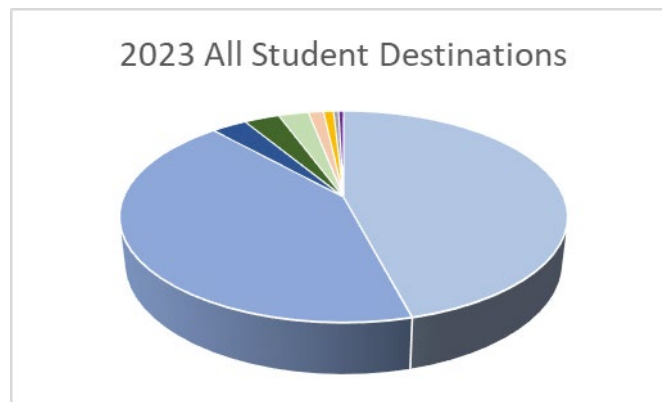


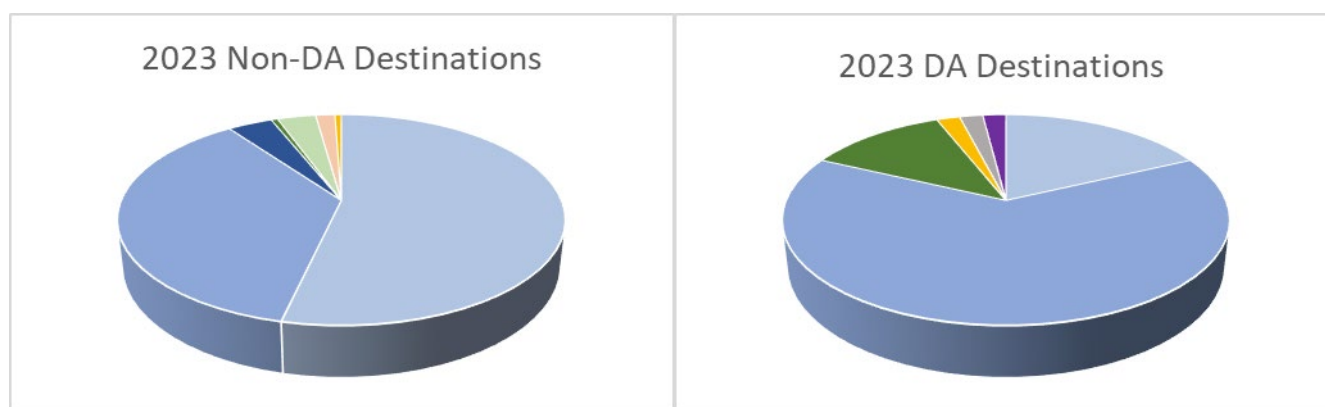
**All Students**

Destination	All	Female	Male	All	Female	Male
Sixth Form College	106	48	58	46%	45%	46%
College of Further Education	98	44	54	42%	42%	43%
School Year 12	7	6	1	3%	6%	1%
Study Programme (Training)	7	5	2	3%	5%	2%
Apprenticeship Intermediate Level 2	6	2	4	3%	2%	3%
Employed with NVQ Level 2 Training	3		3	1%	0%	2%
Not Capable of Work or Learning (Health)	2		2	1%	0%	2%
Employment with no Training	1	1		0%	1%	0%
NEET – not ready for work or learning	1		1	0%	0%	1%
<b>TOTAL</b>	<b>231</b>	<b>106</b>	<b>125</b>	<b>100%</b>	<b>100%</b>	<b>100%</b>



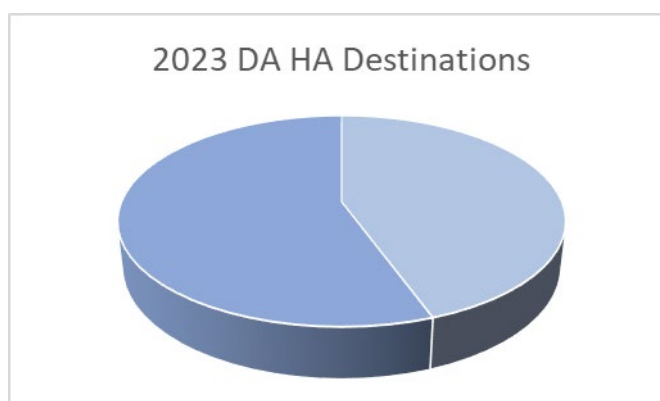
## Disadvantaged Students

Destination	DA	Non-DA	DA	Non-DA
Sixth Form College	9	97	18%	54%
College of Further Education	32	66	64%	36%
School Year 12		7	0%	4%
Study Programme (Training)	6	1	12%	1%
Apprenticeship Intermediate Level 2		6	0%	3%
Employed with NVQ Level 2 Training		3	0%	2%
Not Capable of Work or Learning (Health)	1	1	2%	1%
Employment with no Training	1		2%	0%
NEET – not ready for work or learning	1		2%	0%
<b>TOTAL</b>	<b>50</b>	<b>181</b>	<b>100%</b>	<b>100%</b>



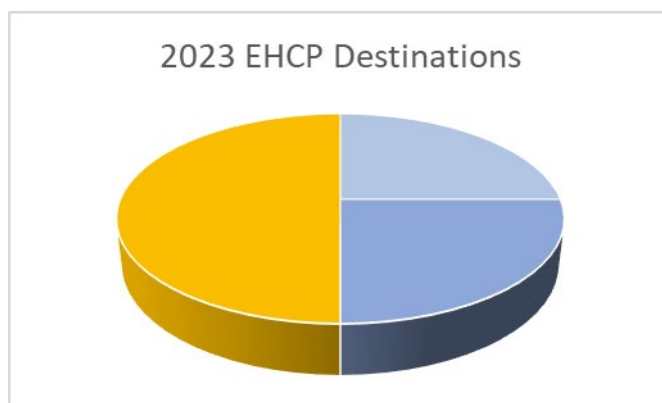
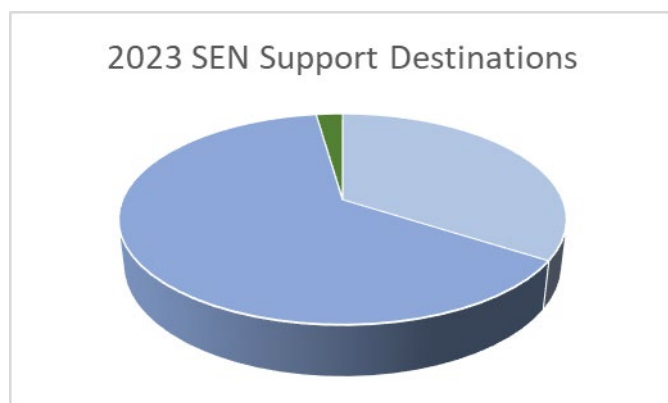
## Disadvantaged students with high prior attainment

Destination	DA HA	
Sixth Form College	4	44%
College of Further Education	5	56%
<b>TOTAL</b>	<b>9</b>	<b>100%</b>



## SEND Students

Destination	SEN Support	EHCP	SEN Support	EHCP
Sixth Form College	15	1	34%	25%
College of Further Education	28	1	64%	25%
Study Programme (Training)	1		2%	
Not Capable of Work or Learning (Health)		2		50%
<b>TOTAL</b>	<b>44</b>	<b>4</b>	<b>100%</b>	<b>100%</b>



### Key

- Sixth Form College
- College of Further Education
- School Year 12
- Apprenticeship Intermediate Level 2
- Study Programme (Training)
- Employed with NVQ Level 2 Training
- Not Capable of Work or Learning (Health)
- Employment with no Training
- NEET – not yet ready for work or learning