

Welcome to
Year 11
Information Evening
29th September 2022

Thank you

Thankyou

- For your attendance tonight
- For the great standard of uniform
- For preparing the children so well
- For your child's attendance and punctuality to school and lessons

The Team



Academic Support – Mr Fletcher fletcher@delasalleschool.org.uk

Pastoral Support – Miss Nesbo nesbok@delasalleschool.org.uk

Attendance – Miss Bevan bevanj@delasalleschool.org.uk

Careers – Mrs Scully scullyn@delasalleschool.org.uk and/or Miss Moran moranh@delasalleschool.org.uk

Senior matters – Mr Hale halep@delasalleschool.org.uk

- We will endeavour to get back to you within 24 hours for the most serious concerns and 48 hours for all other issues.
- If you wish to meet with us, an appointment will need to be made in advance as we are not usually readily available.

Extended Pastoral Team

Form Teachers

- 11J Mr Hughes – hughesd@delasalleschool.org.uk
- 11O Mrs Pemberton- pembertonl@delasalleschool.org.uk
- 11H Miss Taylor - taylorp@delasalleschool.org.uk
- 11N Mrs Hart/Miss Moran - hartm@delasalleschool.org.uk
- 11B Mrs Owen/Mr Talbot- owenj@delasalleschool.org.uk or talbots@delasalleschool.org.uk
- 11D Miss Johnson – johnsonp@delasalleschool.org.uk
- 11L Mr Engelen – engelenb@delasalleschool.org.uk
- 11S Mrs Hampson/Mrs Hewnshaw – hampsons@delasalleschool.org.uk or henshawj@delasalleschool.org.uk

Parentmail is our main method of communication. Keep yourself up to speed.



Key Dates

- Mocks 3rd Oct to 21st Oct

Timetable, key instructions, rules, regulations, etc... all on Year 11 Teams page.

Week 1	Mon 3rd Oct	Tue 4th Oct	Wed 5th Oct	Thu 6th Oct	Fri 7th Oct
Session 1	Art - All day 11p/Ar1 (Mrs Ashton) 11q/Ar1 (Mrs Mayren)	Art - All Day 11C/Ar1 (Mrs Mayren)	Graphics - all day Catering - 3 hours		
Session 2					
Session 3					
Week 2	Mon 10th Oct	Tue 11th Oct	Wed 12th Oct	Thu 13th Oct	Fri 14th Oct
Session 1	Maths paper 1	Biology Triple & Combined	English Language paper 1	Computing Paper 1 & IT	Maths paper 2
Session 2	History & Geography	RE (Judaism)	Music GCSE	PE & Drama	Spanish Writing (F&H)
Session 3					
Week 3	Mon 17th Oct	Tue 18th Oct	Wed 19th Oct	Thu 20th Oct	Fri 21st Oct
Session 1	Chemistry Triple & Combined	English Language paper 2	RE (Catholic Christianity)	Physics Triple & Combined	Spanish Listening (H)Lesson 1 Spanish Listening (F)Lesson 2
Session 2	RE (Philosophy & Ethics)	Spanish Reading (F&H)	Maths paper 3	Computing paper 2	
Session 3					

Future Events

- Parents Evening – January 2023
- Further Mock Exams – January into February 2023
- Full Reports from all Subject Areas – March 2023
- Final External Exams – May – June 2023

Year 11 Careers – What's next

- **All Year**

One to one Careers Meeting with N. Scully - Careers Adviser

- **September – October**

Careers Focused lessons in PSHCE (College talks, post 16 options) Assemblies this term with St Helens College 26th Sept, Apprenticeships 3rd Oct, Carmel College 7th Oct

- **Thursday 10th November**

Your Future Careers Fair (throughout the school day) to include colleges, universities, employers, apprenticeship providers etc.

- **Tuesday 17th January & Wednesday 18th January**

Mock Interviews will take place after school 3.30pm-5pm with an employer. Students must submit a completed CV by 30th September.

- **College Open Evening**

Full list of college open evening dates and closing dates for applications has been sent home via parent mail, copies available with Mrs Scully next.

The Future...



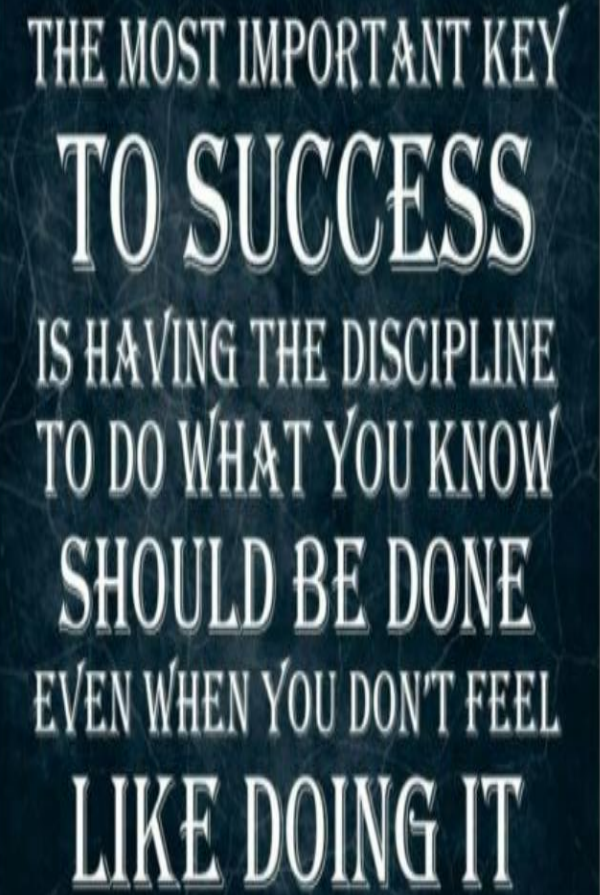
IF YOU DO
WHAT YOU'VE
ALWAYS DONE,
YOU'LL GET
WHAT YOU'VE
ALWAYS
GOTTEN.

- Working together to get the best outcomes for your child
- Working together to keep them safe and happy
- Working together to build resilience so that they can go on and become independent young people with a fulfilled life



Failure to prepare is
preparing to fail.

Benjamin Franklin



THE MOST IMPORTANT KEY
TO SUCCESS
IS HAVING THE DISCIPLINE
TO DO WHAT YOU KNOW
SHOULD BE DONE
EVEN WHEN YOU DON'T FEEL
LIKE DOING IT



REVISION SKILLS & TECHNIQUES

HOW DO I REVISE FOR EXAMS?



What do I use to revise science?

BBC bitesize

- Choose GCSE-AQA-trilogy (for combined science) or AQA Biology/Chemistry/Physics for triple award.
- Bitesize is conveniently arranged into the same topics we deliver. You can therefore just focus on your weakest topics.
- Revision notes/videos & Quiz that are marked available for each topic.
- Most pupils find bitesize really user friendly and easy to navigate.

Seneca learning

- These offer revision notes with interactive questions and link to videos to help you revise.
- You can choose your own areas of a topic to select and even produce a test to print out or just complete on your device.
- You can also select the required practical's (new edition) to focus on the investigation skills
- All answers are marked with instant feedback!!

Teams

Your teacher may upload several resources for revision:

These may include...

- A list of topics that you can perform a RAG analysis to identify your weakest topics
- Pixl know it & answer it Power points for as many topics as you require.
- Past papers with mark schemes for proper exam practice and informative feedback for examiners
- Mastery booklets with loads of practice questions for a particular unit.

Freesciencelessons.co.uk

- YouTube has all kinds of videos...
- However F.S.L offers quick 3 or 4 minute videos for most topics we follow at GCSE science
- Videos have visual material as well as audio commentary
- Videos are accurate and specific.
- Really good if short of time or you want a quick overview of a particular area of science.

P.S He does however wear dodgy ties!!!

GCSE Pod & Oak academy

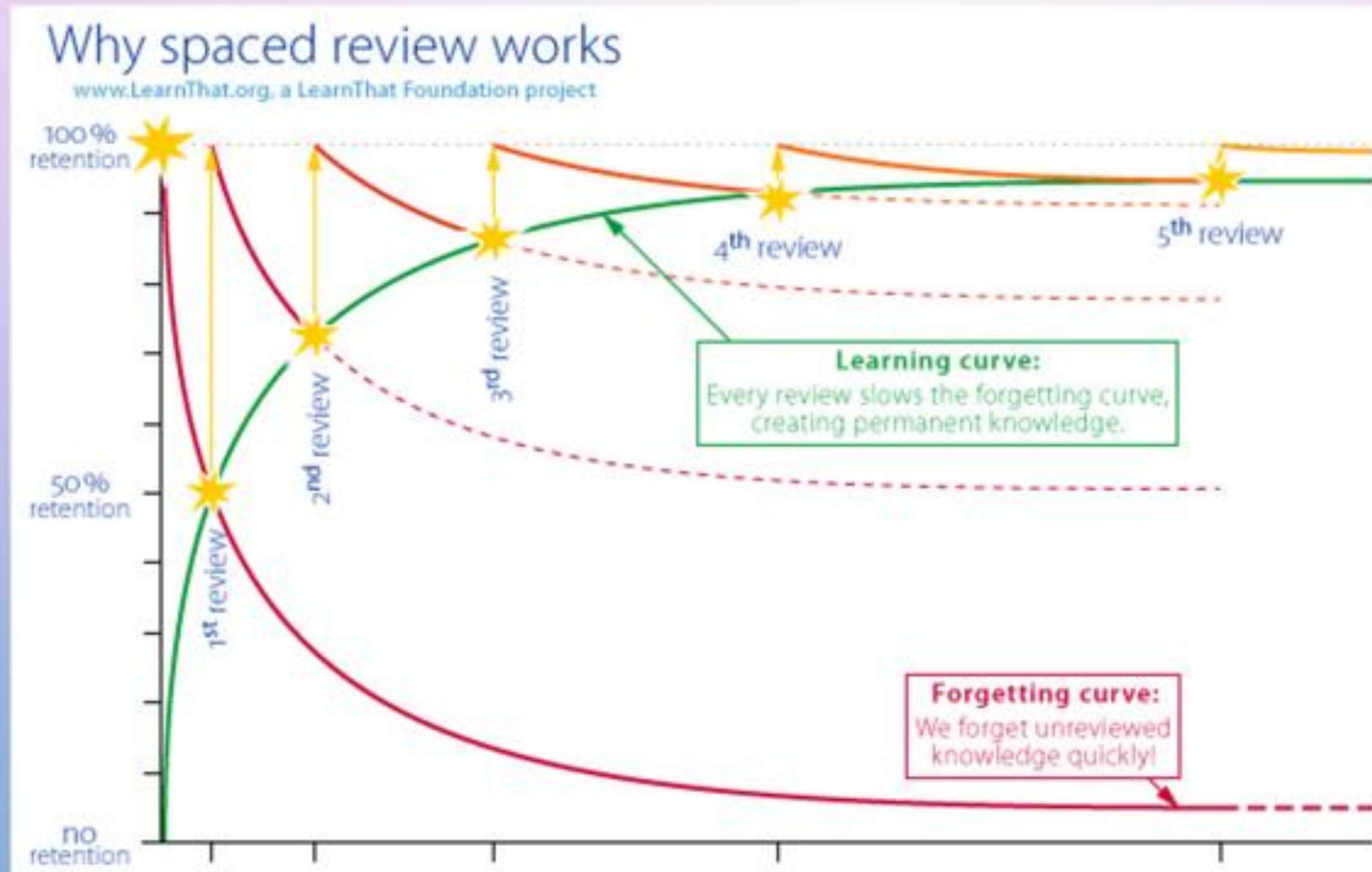
- Free & accessible from anywhere
- Follows the AQA spec
- GCSE pod offers arrange of pod casts to listen to for each topic.
- Also Oak academy is a free online resources for many subjects available to everyone.
- It was intended for use during lockdown so pupils could continue their studies at home.

Again, very user friendly and offers a different way to learn as learners are given direct tutorials as well as traditional questioning & information.

Collins revision guides

- There are many guides available in shops or via amazon.
- However, Via Parent mail you can purchase revision guides for us direct.
- We decided to offer the Collins revision guides, simply select, pay & collect here from us in the science department.
- They have all the necessary revision material & are packed with practice questions & mark schemes.

SPACED REVISION.



WEAKEST
TOPICS NEED
TO BE
REVIEWED
FIRST AND MAY
NEED MULTIPLE
REVIEWS
BEFORE IT
BECOMES
PERMANENT
KNOWLEDGE.

EXAM SKILLS

BEFORE ANY EXAMS BUT ESPECIALLY THE
MOCKS.....

PLANNING AHEAD

- EXAMS CAN BE STRESSFUL, SO....**PLAN AHEAD**
- YOU WILL GET AN EXAM TIMETABLE AND YOU SHOULD PLAN YOUR **REVISION SCHEDULE** WEEKS BEFORE TO GIVE ENOUGH TIME TO ALL YOUR SUBJECTS.
- MAKE SURE YOU ORGANISE **ALL EQUIPMENT** NEEDED-RULER, CALCULATOR, SPARE PENS, ETC. KNOW YOUR LOCATION AND SEAT NUMBER!!
- AND FINALLY **SLEEP/HYDRATION/EXERCISE & A GOOD DIET** ARE ALL ESSENTIAL PREPARATION TOO.

SAMPLE ASSESSMENT MATERIALS

- **USE PAST PAPERS & SAMPLE ASSESSMENT MATERIAL ARE REALLY USEFUL.**
- THEY SHOW THE **STYLE OF QUESTIONS** YOU WILL BE ANSWERING AND ARE A GOOD WAY OF PRACTICING YOUR TIMING TOO.
- IT IS VITAL YOU ALSO LOOK AT THE **MARK SCHEMES** TO SEE HOW MARKS ARE AWARDED AND THE TERMINOLOGY REQUIRED FOR EACH MARK.
- YOU WILL START TO UNDERSTAND WHY **MARKS WERE NOT AWARDED** AND WHAT THE EXAMINERS ARE LOOKING FOR. THEY CAN BE ACCESSED VIA THE **AQA WEBSITE.**

DURING THE EXAM

- **TIME MANAGEMENT-THIS IS VITAL.**
- HOPEFULLY YOU WILL HAVE PRACTICED SOME FULL **PAST PAPERS BEFOREHAND.**
- TRY TO STICK TO **ONE MINUTE PER MARK** AS A ROUGH GUIDE. SOME QUESTIONS WILL REQUIRE MORE TIME THAN OTHERS FOR EXAMPLE DOING CALCULATIONS.
- FIND TIME TO ANSWERS **ALL QUESTIONS IN THE PAPER.** THE NEW GCSE'S HAVE LARGE STRUCTURED QUESTIONS WITH MANY SECTIONS A,B,C,D,E,F ETC STARTING WITH **LOW DEMAND AT THE BEGINNING** AND GETTING **PROGRESSIVELY MORE DIFFICULT TOWARDS THE END OF THE QUESTION.**
- THIS IS **SO ALL PUPILS CAN ATTEMPT THE A,B, AND C SECTIONS** WITH LESS PUPILS BEING ABLE TO COMPLETE THE FULL RANGE.

DURING THE EXAM

- **IF YOU GET STUCK** ON A HARDER PART IT IS **BEST TO MOVE ON TO THE NEXT QUESTION** AND MAYBE RE-VISIT IT LATER ON RATHER THAN WASTING TOO MUCH TIME ON ONE SECTION.
- FINALLY YOU CAN ONLY SCORE ZERO ON A QUESTION IF YOU WRITE NOTHING SO **HAVE AN EDUCATED GUESS** IF YOU REALLY DO NOT KNOW.
- **SHOW YOUR WORKING**-IF YOU LOOK AT THE **MARK SCHEMES** YOU WILL SEE EXAMINERS AWARD MARKS FOR **ERRORS CARRIED FORWARD (ECF)**. SO IF DOING A CALCULATION FOR EXAMPLE **WRITE DOWN ALL YOUR WORKING** OUT!
- **CHECK YOUR ANSWERS**-DOES IT MAKE SENSE? HAVE YOU ACTUALLY ANSWERED THE QUESTION? IS IT READABLE? **ARE KEY WORDS SPELT CORRECTLY?** HAVE YOU ADDED THE UNITS?



Paper		Marks Available
Paper 1	Calculator paper	100 marks
Paper 2	Non-calculator paper	100 marks
Paper 3	Calculator paper	100 marks

Maths is like dancing, playing a musical instrument,
playing a sport or FIFA.

The more you practise it the better you get.

Simple!

Start revising now.

The maths will get easier.

The more maths you practise the better you get at it.

Don't ignore it.

You have to do little and often.

Suddenly you will just be able to do it!

Revising is like saving up.
The sooner you start the easier it.

Revising is like saving up. The sooner you start the easier it.

Your 'Knowledge' Bank in June!



Revising now



Revising after
Christmas



Revising after
Easter

Preparing for the GCSE exam in maths. What we are doing!

- Regular assessment using exam papers
- Tracking pupil progress
- Keeping you informed of progress
- Providing effective homework
- Online resources for revision
- Past papers on Show my Homework
- Regular review of pupil setting
- Bespoke interventions
- Parental revision sessions

OCR

Oxford Cambridge and RSA

GCSE (9–1) Mathematics
J560/04 Paper 4 (Higher Tier)
Sample Question Paper

Date – Morning/Afternoon
Time allowed: 1 hour 30 minutes

Preparing for the GCSE exam at home.

What you can be doing!

- Help your child to start revising maths now
- Help your child prepare effectively for all assessments
- Speak with your child about their progress
- Make sure your child is completing all homework set
- Provide a space for your child to work
- Explore the online resources available so you can direct your child to them now, including past papers
- Keep in touch.



Online Resources



Supporting my child to reach
their potential in English



WHEN YOU REALISE


HOW MUCH YOU HAVE TO REVISE

imgflip.com

Skipping uni to catch up on uni
because you've skipped too
much uni



Me: I'll revise when I get home
Me: Actually I'll just do a bit before bed
Me: Okay I'll deffo do some in the morning
Me: I guess I could just do some on the way to school
Me: Okay I should have time to do some at lunch
Me: If I revise outside the exam I should be fine
Me in the exam:



PLSHELP

www.homeworkminutes.com



How do I revise for English Language?

- Practise! Start now. Make a revision timetable and keep it going past mocks.
- Attempt past papers – see MS TEAMS, your class teacher, AQA website
- Attempt past questions under timed conditions. Don't try to do too much too soon – work on a question at a time but make sure you don't spend 30 mins tackling a question you would only have 10 mins to answer in the exam!
- Read, read, read! This will really help with your preparation for LP1. Short stories would be fine. **Parents – could you read alongside your child and then discuss the text afterwards? Ask them about the language used, why characters behave in the way that they do and what your child's opinion is of the text – these questions link to what your child has to analyse in the exam.**
- Watch documentaries, especially to help your preparation with LP2. **Parents – could you watch the same documentaries and discuss them afterwards? Netflix and Youtube can be good places to start. Professor Green and Stacey Dooley have recently produced fairly engaging ones looking at modern day poverty in the UK.**

How do I revise English Language?



- Make use of Mr Bruff – a video for every question on both language papers, including exemplar material. **Parents – ask your child to talk you through what Mr Bruff is saying. Teaching material to somebody else is proven to be an effective way of embedding knowledge into the long term memory.**
- Pre-prepare for LP1 Q5 – a character you can ‘drop’ into an image or narrative, five wow words you can spell and use in context, varying your sentences making use of ISPACE, sticking to the flashback/cyclical structure model.
- Make use of exemplar material and the mark scheme. Plenty of this online, including on Mr Bruff’s website and on the AQA website or ask your teacher for examples.

How do I revise for English Literature?



- Know your set texts. Re-read them— free copies on Show My Homework/online or see your class teacher. Watch the DVDs again – most are free on Youtube. Family film night.....?
- Make use of revision guides – available via Parentmail
- FlipCoCards or create your own
- Five a day knowledge recap questions. Available on Show My Homework
- Mr Bruff and Stacey Reay have free online videos to support every text you study for English Literature. Plenty of exemplar responses deconstructed too so make use of them!

How do I revise for English Literature?



- Facebook – GCSE revision page.
- DLS Instagram and Twitter
- Look at the past questions and sample questions for your set texts. Attempt the worst case scenario questions and bring to Mrs Marks for feedback
- Make sure you know which poems from the power and conflict cluster can be used for various questions
- **Parents – could you re-read the set texts alongside your child? Or cheat and familiarise yourself on characters and plot by making use of Wikipedia or Sparknotes?! Make time each day/week to discuss the plot/themes/characters/context. Ask your child to teach you difficult parts of the text to really ensure they have the knowledge of it.**



How to revise

Knowledge

Five a day

Quizzes

Mind-maps

Question types

Revision guides

20 mins a day max

Identify weaknesses and work on these first

Date: _____ Title: _____	
Four a day	
AIC	What are the family celebrating at the start of the play?
RAJ	Who is fighting at the start of the play? Why does the fight begin?
Poetry	Use 3 adjectives to describe Ozymandias and explain why you have chosen each one.
TIOP	What are the names of the homeless boys that help Shrek?



Skills

Unpick Qs

Exemplar material

Revision guides

Mr Bruff's site

Past papers

ISPACE / DAFOREST

Act on feedback

Learn literary techniques

How to revise

Identify your weakest areas and target these first

Work in short and meaningful blocks – your brain will switch off if you try to cram. 20-25 mins and then a break

Revision MUST be an active process. Find what works for you but don't passively read notes as the information will not stick.

Make:

- Mind-maps – then cover over and recreate from memory
- Flash cards – ones with key info on one side and key questions to check understanding on the other tend to work best
- Say it out loud – or sing it! Check out Mr Bruff's songs for the key texts. They work!
- Quote quizzes – who said this? Quotes with missing words you have to fill in
- Repeat material you have already revised – you have to make it stick. Come back to it later that week, the week later, later that month
- Teach it to someone else to the point that they could write a response. Proven to be more effective than any other technique.

Parents – can you become quizmasters for the next few months to assess your child's knowledge? 5 quick fire questions each day could really help to secure key information to the long term memory. You never know, it may even come up at a pub quiz for you in the future!

All students are required to study Roman Catholic Christianity as the main religion with Judaism as the second religion.

Students follow the Edexcel specification A - Belief and Practice in the 21st Century GCSE

The Pearson Edexcel GCSE (9-1) in Religious Studies A consists of three externally-examined papers.

Area of Study 1 - Roman Catholic Christianity

Content overview

- Beliefs and Teachings
- Practices
- Sources of Wisdom and Authority
- Forms of Expression and Ways of Life

Area of Study 2 - Judaism

Content overview

- Beliefs and Teachings
- Practices

Area of Study 3 - Philosophy and Ethics Roman Catholic

Content overview

- Arguments for the Existence of God
- Religious Teachings on Relationships and Families in the 21st century

Assessment requirements:

Paper 1: Area of Study 1 - Roman Catholic Christianity

Written examination: 1 hour and 45 minutes

50% of the qualification 102 marks

Paper 2: Area of Study 2 - Judaism

Written examination: 50 minutes

25% of the qualification 51 marks

Paper 3: Area of Study 3 - Philosophy and Ethics Roman Catholic

Written examination: 50 minutes

25% of the qualification 51 marks

Revision:

Seneca Learning

BBC Bitesize (Edexcel)

GCSE Pod

Revision guides available on Parent Mail

Revision sheets on TEAMS

Blooket

Top 5 revision tips:

- Learn Key terms. If you don't know the key terms, then you may not be able to access the question
- Use online platforms to help - even if it is just a twenty minute activity
- Create a revision clock and focus on an hour at a time
- Cross match SOWA's across topics! For example - "Let there be light" could be used in the Creation topic in 1.3 (Paper 1) but also topic 1.6 Cosmological argument (Paper 3)
- REST!!!

Religious Education

For further information please
contact:

Mrs. J Thompson
thompsonj@delasalleschool.org.uk

